








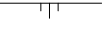

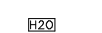




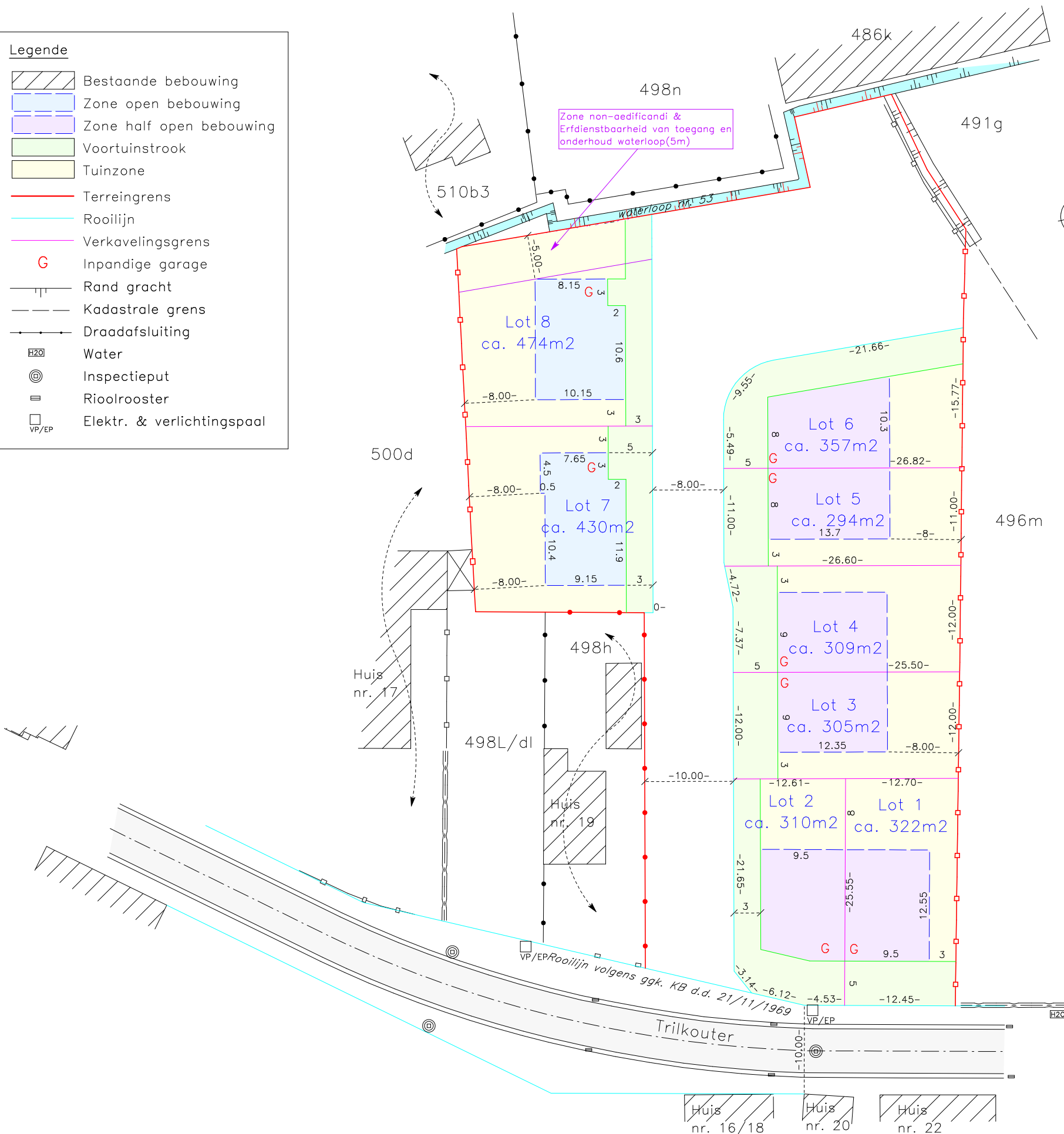


ONTWORPEN TOESTAND

Legende

-  Bestaande bebouwing
-  Zone open bebouwing
-  Zone half open bebouwing
-  Voortuinstrook
-  Tuinzone
-  Terreingrens
-  Rooilijn
-  Verkavelingsgrens
-  Inpandige garage
-  Rand gracht
-  Kadastrale grens
-  Draadafsluiting
-  Water
-  Inspectieput
-  Riolrooster
-  Elektr. & verlichtingspaal



Schaal : 1/500

Plannr. : 213081/verk.aanvraag/2

Alle maten en oppervlakten zijn benaderend.